

# City of Fontana 2012 Annual Report



# Contents

03 — Vision Statement

04 — Message from City Council

06 — Grants, Awards & Recognitions

11 — Public Service

16 — City Development

20 — Public Safety

22 — Financial Information

28 — Open for Business in Practice

30 — Fontana's Future

## Vision Statement

*Fontana is a modern city benefiting from rapid growth while preserving its hometown atmosphere.*

*Our City is unified by a strong sense of community and a common goal: to be second to none in achieving high standards of quality as we grow and develop. We take great pride in our safe and attractive residential neighborhoods, which are complemented by recreational and educational facilities, and diverse and growing employment opportunities. Our Downtown and Civic Center district is the lively, thriving heart of Fontana. Our whole City is served by a network of efficient roads and infrastructure that connects us into a complete community in which we can live, learn, work and enjoy the fullness of life that Fontana has to offer.*

— FONTANA GENERAL PLAN, ADOPTED BY CITY COUNCIL, OCTOBER 21, 2003

# Message from City Council

*Our message is simple: **We are Open for Business.***

To us that means providing information regarding city services, listening to your suggestions, acting on your concerns, and solving problems. It also means participating in policy making on citywide issues as well as the livability of our neighborhoods. Fontana is a dynamic, thriving community that supports education, growth, safety, and a positive community fabric. This is all achieved through an eight step strategic plan:

*1. To Create a Team*

*2. To Operate in a Business-like Manner*

*3. To Practice Sound Fiscal Management*

*4. To Promote Economic Development*

*5. To Improve Public Safety*

*6. To Invest in the City's Infrastructure*

*7. To Concentrate on Intergovernmental Relations*

*8. To Increase Citizen Involvement*

Our City is unified by a strong sense of community and a common goal: to be second to none in achieving high standards of quality as we grow and develop. We take great pride in our safe and attractive residential neighborhoods, which are complemented by recreational and educational facilities as well as diverse and growing employment opportunities. We are continuously working to create a community in which we can live, learn, work and enjoy all that Fontana has to offer.



Jesus Sandoval

COUNCIL MEMBER

Acquanetta Warren

MAYOR

John Roberts

MAYOR PRO-TEM

Michael Tahan

COUNCIL MEMBER

Lydia S. Wibert

COUNCIL MEMBER

# Grants Awarded

PUBLIC WORKS	<b>\$51,880</b>	Cal Recycle Beverage Container Recycle Program
	<b>\$9,950,000</b>	State grant to be used for water conservation and flood control
	<b>\$58,126</b>	State grant to be used for used oil collection and recycling program
	<b>\$5,000</b>	Work with the Reach Out organization to enforce-enact policies to stop abuse of sales and use of alcohol and drugs
	<b>\$39,410</b>	For Personnel to revise the City's Emergency Standard Operating Procedures (SOP's)
POLICE	<b>\$625,000</b>	U.S. Department of Justice Office of Community Oriented Policing Services (COPS) police officer hiring program
	<b>\$51,544</b>	Implement an Inedible Kitchen Grease ( IKG ) theft prevention and apprehension program
	<b>\$80,000</b>	State Office of Traffic Safety (OTS) to conduct DUI checkpoints and traffic enforcement
	<b>\$121,600</b>	State Office of Traffic Safety (OTS) personnel funding to conduct 16 DUI checkpoints

ADMINISTRATIVE SERVICES / ECONOMIC DEVELOPMENT / HOUSING	<b>\$1,769,139</b>	Federal Housing and Urban Development (HUD) Community Development Block Grant (CDBG) funds for Pavement Rehabilitation, Capital Projects, Personnel: Public Safety, Code Enforcement, Administration, After School program
	<b>\$379,525</b>	Federal Housing and Urban Development (HUD) funding for affordable housing projects in the community
	<b>\$165,289</b>	Federal Housing and Urban Development (HUD) Emergency Solutions Grant (HESG)funding for addressing the needs of "homeless" in emergency and/or transitional shelters to assisting people to quickly regain stability in permanent housing
	<b>\$51,495</b>	Federal Housing and Urban Development (HUD) Emergency Solutions Grant (HESG)funding for addressing the needs of "homeless" in emergency and/or transitional shelters to assisting people to quickly regain stability in permanent housing

**\$254,200**

State Safe Routes to School (SR2S) funding to create a signalized intersection by installing a school pedestrian crossing traffic signal with appropriate striping and signage, and student safety implementation education

**\$900,000**

Highway Safety Improvement Program (HSIP) Cycle 5

**\$82,762**

Federal Emergency Management Agency (FEMA) & Department of Homeland Security (DHS) Assistance to Firefighters Grant (AFG) for demonstration trailer and public education of home smoke detectors and fire safety

**\$134,800**

Federal Emergency Management Agency (FEMA) & Department of Homeland Security (DHS) Assistance to Firefighters Grant (AFG) for fire department equipment 3 washer/extractors and 10 Mobile Data Computers

**\$5,000**

Kaiser Foundation funding to educate parents to reduce and prevent obesity in preschool age children

**\$11,000**

California Department of Education Team California for Healthy After Schools (TCHAS) for staff training

TOTAL AMOUNT AWARDED:

**\$14,793,896**

An aerial photograph of a city, likely Los Angeles, with a blue tint. The image shows a dense urban area with a winding road in the foreground, a large stadium or arena on the right, and a range of mountains in the background. The text is overlaid in the center.

*"The best thing about the future is*



*s that it comes one day at a time."*

— Abraham Lincoln



## City Clerks Office

*Improving community through public information*

**100%**

PUBLIC RECORD REQUEST AND SUBPOENAS  
COMPLETED WITHIN TEN DAYS

**35**

AGENDAS PREPARED

**15,077**

RECORD PAGES INDEXED

**76,948**

RECORD PAGES SCANNED

**219,693**

PAGES REVIEWED FOR QUALITY CONTROL

**219**

CONTRACTS/AGREEMENTS PROCESSED

**88**

RESOLUTIONS PROCESSED

**18**

ORDINANCES PROCESSED

**50**

PROCLAMATIONS PRESENTED

**540**

CERTIFICATES PRESENTED

**66**

CLAIMS PROCESSED

**147**

PUBLIC RECORDS REQUESTS PROCESSED



# Community Services

*Improving community through activities, events and programs*

**79,800**  
PATRONS IN VISUAL AND PERFORMING  
ART PROGRAMS

**1,059,435**  
PATRONS SERVED

**16,601**  
VOLUNTEER HOURS

**3,500**  
YOUTH, PEE WEE AND TEEN SPORTS  
PARTICIPANTS

**550**  
PART-TIME AND FULL-TIME  
EMPLOYEES TRAINED

**76,311**  
RECREATIONAL SWIM PARTICIPANTS

**3,300**  
STUDENTS IN THE AFTER SCHOOL PROGRAM

**3,400**  
STUDENTS IN THE LEARNING THROUGH ART  
EDUCATION PROGRAM

**1,317**  
RECREATIONAL CAMPER PARTICIPANTS

**8,000**  
SUMMER CONCERTS ATTENDEES

**2,055**  
PARTICIPANTS IN THE 57TH ANNUAL  
FONTANA DAYS RUN



## Customer Service

*Improving community through quality of care*

**5,600**

DOG LICENSE APPLICATIONS/RENEWALS

**2,075**

NEW BUSINESS LICENSE APPLICATIONS

**2,975**

PASSPORT APPLICATIONS

**1,900**

MISCELLANEOUS RECEIVABLE INVOICES

**200**

NEW SEWER ACCOUNTS



# Human Resources

*Improving community through quality employees*

**52**  
FULL AND PART-TIME RECRUITMENTS  
COMPLETED

.....

**2,500**  
APPLICATIONS PROCESSED

.....

**206**  
FULL/PART-TIME EMPLOYEES HIRED

.....

**25**  
EMPLOYEE TRAINING CLASSES SESSIONS

**9**  
EMPLOYEE LEADERSHIP TRAININGS

.....

**606**  
EMPLOYEES ATTENDING TRAINING

.....

**159,847**  
VISITORS TO EMPLOYMENT WEBPAGE

.....

**1,744**  
MEMBERS OF THE EMPLOYMENT NOTIFICATION  
SYSTEM "NOTIFY ME"

**500**  
COMPLETED ANNUAL OPEN ENROLLMENT  
HEALTH CARE PLANS FOR ACTIVE EMPLOYEES

.....

**204**  
COMPLETED ANNUAL OPEN ENROLLMENT  
HEALTH CARE PLANS FOR RETIREES



# Public Works

*Improving the community through the preservation of infrastructure and facilities*

**3,856**  
GALLONS OF USED OIL COLLECTED AS PART OF  
COLLECTION PROGRAM

**17**  
COMPLETED PAVEMENT SURFACING AT CITY  
COMMUNITY CENTERS AND PARK SITES

**49**  
LANE MILES OF PAVEMENT REHABILITATION  
TO CITY STREETS

**436**  
CITY VEHICLES MAINTAINED

**70%**  
TRASH DIVERTED FROM LANDFILL AS PART OF  
THE SOLID WASTE AND RECYCLING PROGRAM

**2,940**  
PARTICIPANTS IN THE HOUSEHOLD  
HAZARDOUS WASTE PROGRAM

**1,167**  
REQUESTS SUBMITTED AND RESPONDED TO  
THROUGH PUBLIC WORKS MOBILE APP



Download our mobile app  
[Access Fontana](#) in your  
mobile phone's app store.



# Community Development

*Improving community through building & safety planning and redevelopment*

**2,800**

BUILDING PERMITS ISSUED

**17,000**

BUILDING/SAFETY INSPECTIONS PREFORMED

**1,000**

1ST PLAN CHECK APPLICATIONS PROCESSED

**1,500**

PLAN CHECKS REVIEWED AND PROCESSED

**150**

SINGLE FAMILY DWELLINGS PERMITS ISSUED

**1.6 MILLION SQ. FT.**

OF INDUSTRIAL BUILDING SPACE APPROVED

**1.2 MILLION SQ. FT.**

OF INDUSTRIAL FACILITIES APPROVED

**192**

SINGLE FAMILY HOMES APPROVED

**87**

SENIOR APARTMENTS APPROVED

## Engineering

*Improving community through infrastructure*

### \$149 MILLION

INVESTED IN THREE MAJOR FREEWAY  
INTERCHANGE PROJECTS

### 1/2 MILE

MEDIAN IMPROVED ALONG SIERRA FROM  
VALLEY TO SAN BERNARDINO AVE

### 100%

COMPLETION OF JOHN B. ROBERTS FIRE  
STATION 71

### 100%

COMPLETION OF CITY HALL CAMPUS  
PARKING PROJECT

### 4

MAJOR PUBLIC SAFETY PROJECTS COMPLETED



# Housing & Economic Development

*Improving community through quality housing and economic growth*

**115**  
AFFORDABLE HOUSING UNITS UNDER CONSTRUCTION

**87**  
SENIOR HOUSING UNITS SCHEDULED FOR DEVELOPMENT

**28**  
NSP HOMES PURCHASED

**18**  
NSP HOMES SOLD

## MILESTONES

FACILITATING A 4TH DEALER TO LOCATE IN THE FONTANA AUTO CENTER.

FACILITATED CONSTRUCTION OF THE WESTECH COLLEGE DEVELOPMENT.

PARTNERED WITH THE AMERICAN LEGION POST 772 TO ASSIST WITH THE MILITARY BANNER PROGRAM.

PARTNERED WITH THE AMERICAN LEGION POST 772 TO OPEN A LOCAL VETERAN'S RESOURCE CENTER.

PROVIDING COMPREHENSIVE DEMOGRAPHIC RESEARCH FOR DEVELOPERS AND RETAILERS LOOKING.

REPRESENTED CITY AT 3 NATIONAL/GLOBAL RETAIL TRADESHOWS.

FACILITATED THE REDESIGN OF SUNRISE FORD FREEWAY SIGNAGE.



# Information Technology

*Improving community through technology*

## MILESTONES

CREATED AN EPAYABLE PROGRAM FOR SENDING VENDOR PAYMENTS ELECTRONICALLY.

IMPLEMENTED THE LAND MANAGEMENT AND PERMITTING SYSTEM THEREBY ELIMINATING THE NEED FOR A SEPARATE PERMIT TRACKING AND WEED ABATEMENT SYSTEM.

EMERGENCY NOTIFICATION SYSTEM (REVERSE 911) TO ALLOW RESIDENTS TO REGISTER CELL PHONES TO RECEIVE EMERGENCY NOTIFICATIONS.

**\$20,000**

IN SAVINGS THROUGH HELP DESK AUTHORITY (HDA) AND ACTIVECOLLAB ARE TWO NEW PROGRAMS TO ASSIST WITH SERVICE REQUEST

**\$200,000**

ANNUAL SAVINGS IN ELECTRICITY THROUGH POWER MANAGEMENT OF STAFF COMPUTERS

**996,243**

WEBSITE VISITS ANNUALLY

**2,397,983**

WEB PAGE VIEWS

**56,280**

COMPUTER VIRUSES QUARANTINED



Follow us on Twitter and Facebook

[www.fontana.org](http://www.fontana.org)



**100**

ENGINE COMPANY INSPECTIONS COMPLETED

**\$168,500**

FEMA GRANT ASSISTANCE TO FIREFIGHTERS  
PURCHASED AND INSTALLED MOBILE DATA  
COMPUTERS FOR ALL DISTRICT APPARATUS

**\$103,452**

FEMA GRANT ASSISTANCE TO FIREFIGHTERS  
PURCHASED A FIRE SAFETY TRAILER AND  
RESIDENTIAL SMOKE DETECTORS



John B. Roberts Fire Station 71  
and historic museum now open.



## Police Department

*Improving the community through service with integrity*

**1,621**

TRAFFIC COLLISIONS INVESTIGATED

**101,782**

DISPATCH CALLS FOR SERVICE

**20,565**

REPORTS PROCESSED

**17,512**

CITATIONS PROCESSED

## MILESTONES

INLAND VALLEY SWAT TEAM FORMED AS A COLLABORATIVE EFFORT BETWEEN FONTANA, COLTON AND RIALTO.

EAGLE 1 – FONTANA'S HELICOPTER FLIES AS PART OF A COLLABORATIVE EFFORT BETWEEN FONTANA, COLTON AND RIALTO TO PROVIDE AIR SUPPORT.

K9 UNIT RECEIVED RECOGNITION FROM STATE ATTORNEY GENERAL KAMALA HARRIS FOR THEIR WORK ON THE FONTANA K9 REGIONAL TRAINING CENTER.

### RECIPIENTS:

SGT. TOM YARRINGTON  
OFFICER KATIE BEEBE  
OFFICER JORGE VELASQUEZ  
OFFICER LEONARD SEIN  
OFFICER JULIO LANDAVERDE  
OFFICER STEVE BECHTOLD  
CIVILIAN LILLE HOYE

# Budget



## Revenue

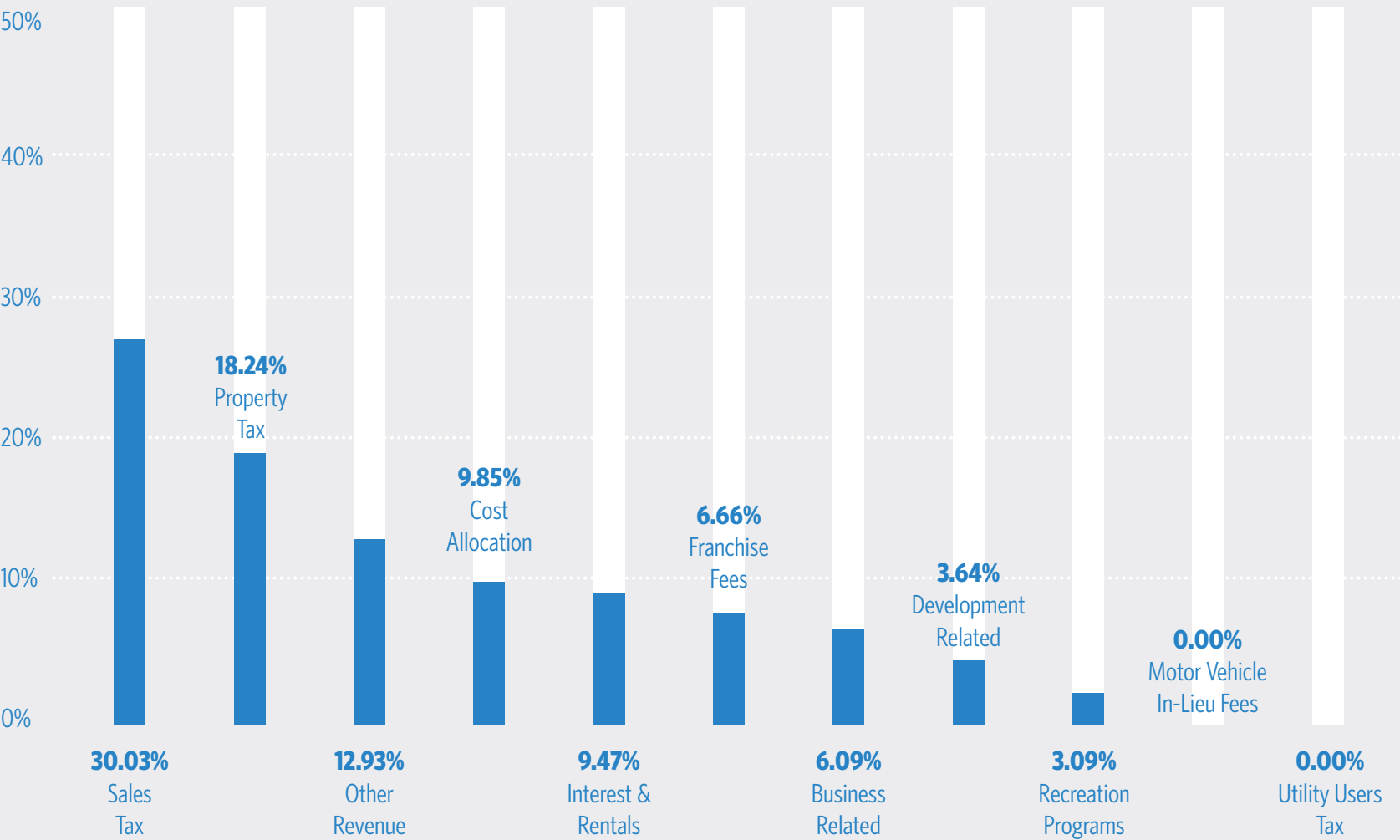
	FY 10/11 Actuals	% of Total	FY 11/12 Actuals	% of Total
Sales Tax	\$23,139,684	27.23%	\$27,052,669	30.03%
Property Tax	\$16,313,163	19.20%	\$16,432,966	18.24%
Interest & Rentals	\$8,956,933	10.54%	\$8,529,908	9.47%
Business-Related	\$5,095,823	6.00%	\$5,487,118	6.09%
Franchise Fees	\$5,429,614	6.39%	\$6,002,480	6.66%
Utility User's Tax	\$2,331	0.01%	\$0	0.00%
Development Related	\$2,840,089	3.34%	\$3,281,250	3.64%
Recreation Programs	\$2,327,513	2.74%	\$2,783,620	3.09%
Motor Vehicle In-Lieu Fees	\$960,865	1.13%	\$0	0.00%
Other Revenue	\$9,409,341	11.07%	\$11,645,732	12.93%
Cost Allocation	\$10,490,400	12.35%	\$8,875,000	9.85%
<b>Total</b>	<b>\$84,965,756</b>	<b>100.00%</b>	<b>\$90,090,743</b>	<b>100.00%</b>

## Expenditures

	FY 10/11 Actuals	% of Total	FY 11/12 Actuals	% of Total
City Administration	\$2,081,248	2.38%	\$2,625,016	3.02%
Human Resources	\$3,740,623	4.27%	\$4,366,232	5.02%
Administrative Services	\$625,039	0.71%	\$640,599	0.74%
City Clerk	\$681,676	0.78%	\$570,525	0.66%
Community Services	\$9,079,841	10.38%	\$9,235,409	10.62%
Information Technology	\$3,626,338	4.14%	\$4,294,634	4.94%
Management Services	\$2,510,664	2.87%	\$2,514,627	2.89%
Development Services	\$439,208	0.50%	\$459,917	0.53%
Building & Safety	\$2,160,274	2.47%	\$2,160,274	2.47%
Community Development	\$1,821,220	2.08%	\$3,516,205	4.04%
Engineering	\$2,335,894	2.67%	\$2,245,223	2.58%
Public Works	\$11,549,042	13.20%	\$10,738,059	12.34%
Police	\$40,659,254	46.46%	\$41,022,580	47.16%
Debt Service	\$3,825,658	4.37%	\$3,772,680	4.34%
Capital Projects	\$1,300,000	1.49%	\$0	0.00%
Grant Matches	\$1,072,780	1.23%	\$992,736	1.14%
<b>Total</b>	<b>\$84,965,756</b>	<b>100.00%</b>	<b>\$86,994,442</b>	<b>100.00%</b>

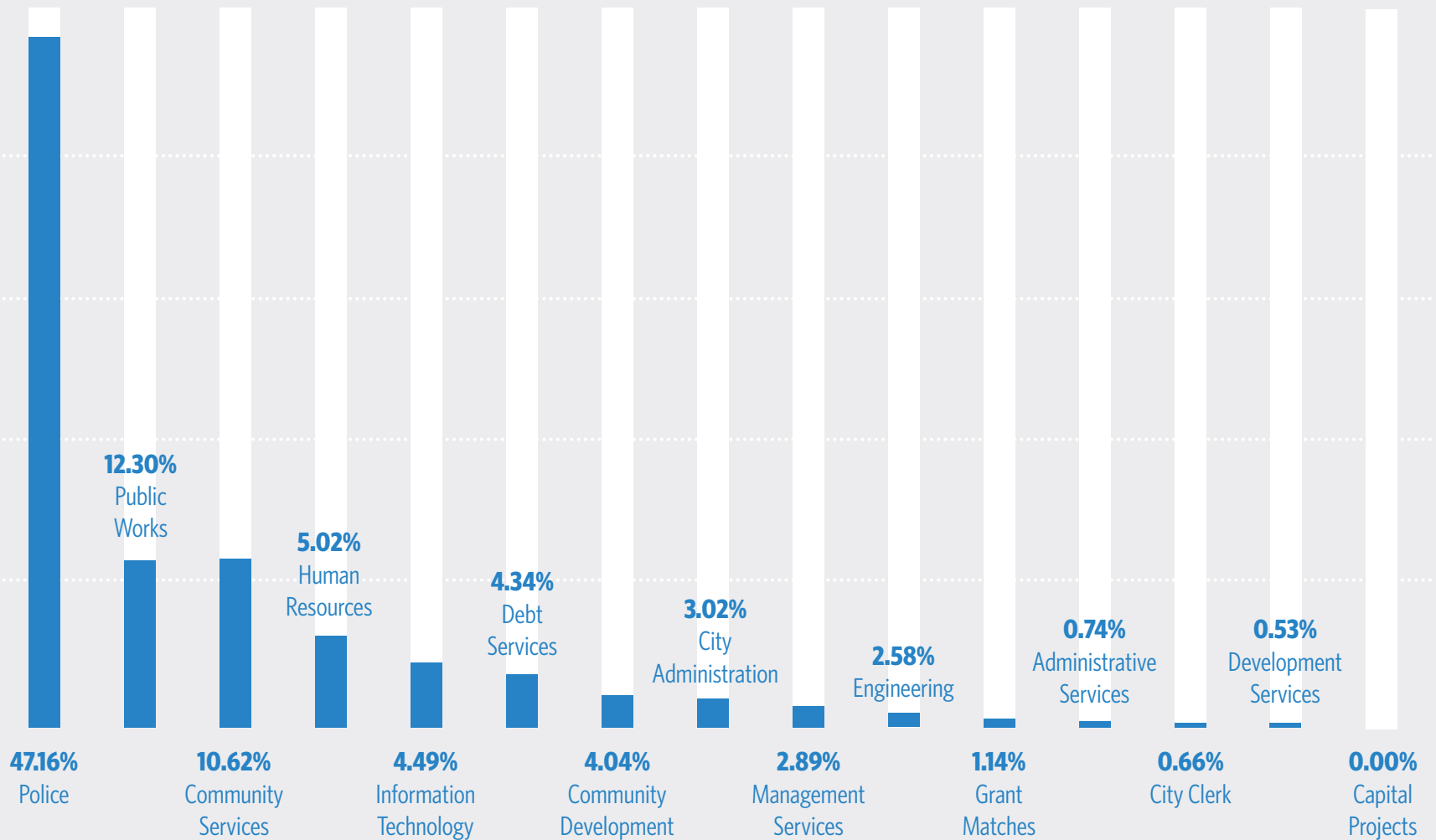
Fiscal Year: 2010/2011

Where do general fund dollars come from?



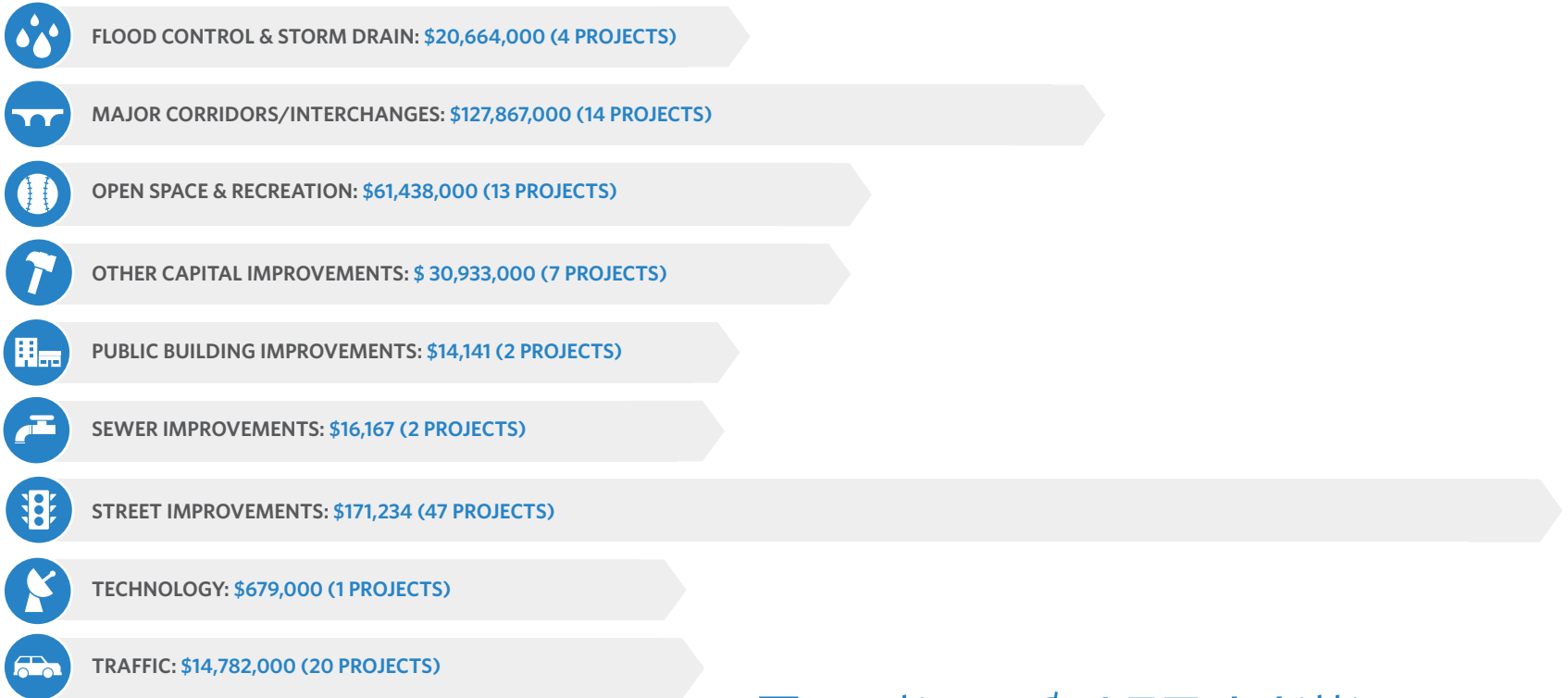
## Fiscal Year: 2010/2011

Where do general fund dollars go?



## Capital Improvements

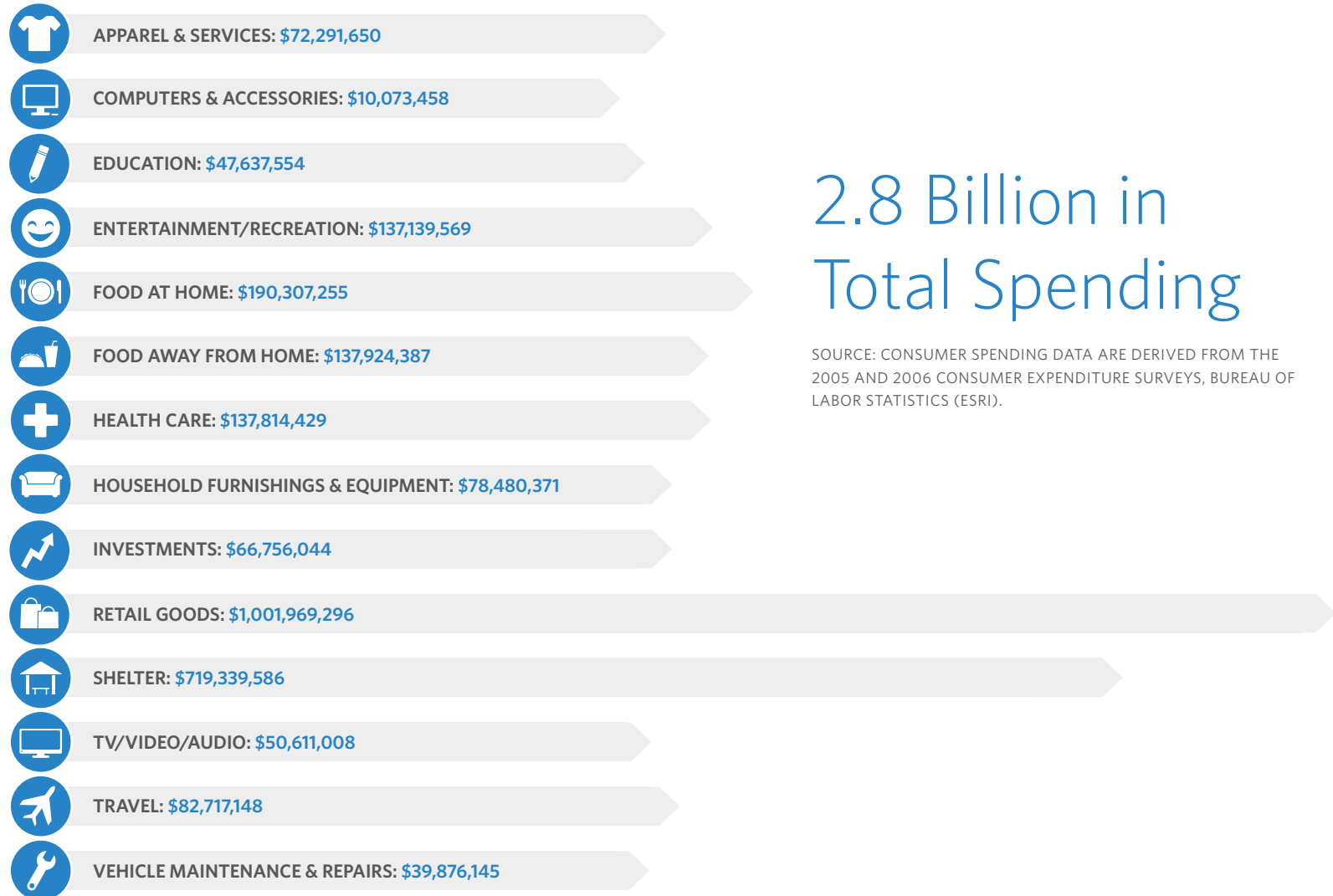
These projects are included in the seven-year Capital Improvement Plan for FY 11/12 to 17/18. The plan includes 1110 projects totaling \$457 million. Although these projected expenditures are not representative of approved funds, it is a commitment of the City Council's vision for future planning. Expenditure approval for these projects will occur during the appropriate fiscal year.



Totaling \$457 Million  
Total Projects: 110

## Consumer Expenditures

Consumer spending shows the amount spent on a variety of goods and services by households that reside in the market area. Expenditures are shown by broad budget categories that are not mutually exclusive.



# 2.8 Billion in Total Spending

SOURCE: CONSUMER SPENDING DATA ARE DERIVED FROM THE 2005 AND 2006 CONSUMER EXPENDITURE SURVEYS, BUREAU OF LABOR STATISTICS (ESRI).

## Open for Business in Practice: I-10 Cherry / Citrus & I-15 Duncan Canyon Interchanges

In a collaborative effort, the City of Fontana, the County of San Bernardino, SANBAG and Caltrans are working to reconstruct the I-10 Citrus, I-10 Cherry Avenue Interchanges as well as the I-15 Duncan Canyon overpass. All three constructions project broke ground in 2012, with Citrus expected to be completed in the Spring of 2014, Cherry is expected to be completed in the Summer of 2014 and Duncan Canyon's expected completion is in the Fall of 2014. These projects will make operational and safety improvements, as well as greatly reduce traffic congestion in the rapid growing City of Fontana. In the case of Duncan Canyon, this project once completed will also pave the way for over 1580 acres of approved specific plan development.

The bridge reconstruction across I-10 at Citrus and Cherry Avenues will achieve several transportation goals including:

- Updating inadequate infrastructure built in the early 1950s
- Improving traffic flow by providing a four-lane roadway as an alternative to drivers or pedestrians desiring to cross I-10
- Improving traffic flow at both Valley Boulevard & Slover Avenue
- Decreasing emergency response times for police, fire, and ambulance services
- Reducing pollution by allowing through traffic movement that reduces idling time, thereby reducing contaminants in the air

The Citrus and Cherry projects will replace the existing four and five-lane bridges over the I-10 with a seven and eight-lane bridge. The project will also widen the bridge over the railroad tracks from three and four-lanes to six and eight-lanes and make improvement to on-ramps and off-ramps. A new loop ramp will be added for traffic going northbound on Citrus Avenue to the westbound I-10. Intersection improvements will be made at the Citrus and Valley intersection, Cherry and Valley intersection, Cherry and Slover intersection, as well as other local street improvements to improve traffic flow.



After completing the final design the official ground breaking ceremony took place on October 12, 2012, thus marking the official start of the third interchange project in 2012. The Duncan Canyon Interchange at I-15 currently exists as a two-lane overcrossing which was constructed in 1976. The existing overpass will be widened and result in a six-lane interchange and will include on and off-ramps connecting to the I-15. Duncan Canyon will pave the way for over 1580 acres of approved specific plan development. Commercial and office centers built adjacent to the interchange will create more than 16,000 jobs in addition to the tens of thousands of jobs in the construction industry over the next 10-15 years. Creation of jobs will occur in various industries including office, industrial, warehouse, and retail.

All three of these interchange projects are vital to Fontana's continued growth and role as a regional focal point for transportation and goods movement. The I-10 is the



principal truck route from Los Angeles to points east, including Arizona, Texas, and the Gulf Coast. Reconstruction of the interchanges along the I-10 will substantially reduce delays and improve access to key logistics hubs and centers locally, regionally and domestically.

The I-15 Duncan Canyon route is just as important to Fontana's growth, as this is deemed as our "window" into the City. Once developed this interchange will allow another primary point of access into and out of the City of Fontana and will foster additional commercial and residential development along our northwestern section of our City.

Fontana is committed to being open for business and collaborating with the State, the County and other agency to ensure that our residents and visitors continue to receive a high standard for quality development throughout the City. ■

#### PROJECT FUNDING — CITRUS

Overall Cost: \$51,000,000

Construction Cost: \$44,000,000

#### PROJECT COST — CHERRY

Overall Cost: \$73,000,000

Construction Cost: \$61,500,000

#### PROJECT FUNDING — DUNCAN CANYON

Total project cost: \$25,000,000

State and Local Partnership

Program: \$1,972,000

Corridor Mobility Improvement

Account: \$12,000,000

# Fontana 2013



Tec Equipment Dealership



Wal-Mart



Fontana Centennial



Westtech College




Senior Center Parking Lot

# Beyond 2013



Minerva Manor



Toscana Phase 1 & 2



Miller Amphitheater



Kaiser Building and Anniversary (75 years)



**FONTANA**  
CALIFORNIA

8353 Sierra Avenue  
Fontana CA 92335  
909.350-7600

[www.fontana.org](http://www.fontana.org)